

Quadra Street @ Beckwith Avenue

Thursday, March 05, 2020



The data presented here is for information purposes only and should not be considered authoritative for construction, geotechnical, engineering, navigational, legal, or other site-specific uses. The information shared is owned by the Transportation Division of the Engineering Department at the District of Saanich. Accuracy is not guaranteed.

ERING

Major Route: Quadra Street
Minor Route: Beckwith Avenue
Municipality: Saanich
Filename: Quadra St @ Beckwith Ave-Mar 5, 2020.xlsx
Location #: TIN000890
Count ID: 202015
Date: March 5, 2020
Day-of-week: Thursday

East/West Route: Beckwith Avenue
Intersection Type: 3-leg east approach
Signalized?: Yes
Weather: Rain and wet

Vehicle Classifications: Vehicles and Peds
 Bikes

This data is for Vehicles and Peds

Shift	Start	End	Duration
AM	7:30	9:30	2.00
MD			
PM	15:30	18:30	3.00
Total	7:30	18:30	5.00

Notes: 24-hour clock used for reporting (15-minute increments)
 North Approach - southbound vehicles approaching intersection from the north
 15x4 - 15 min volume (from maximum 15 minute period of movement/approach in peak hour period [*]) x 4
 Pedestrians - N indicates pedestrians crossing north approach (east/west)

Comments:

Time Period Begins	Quadra St				Quadra St				WEST Approach				Beckwith Ave				Total Volume		Ped DL	Crosswalks			
	NORTH Approach				SOUTH Approach				Left	Thru	Right	Total	Left	Thru	Right	Total	15-min	Hour		N	S	W	E
7:30	2	155		157	162	6		168					23		5	28	353			2	0		1
7:45	2	199		201	206	8		214					21		11	32	447	*		21	0		4
8:00	1	255		256	168	4		172					25		12	37	465	*		6	0		0
8:15	5	237		242	206	7		213					26		5	31	486	1751+		8	0		1
8:30	4	203		207	218	8		226					15		3	18	451	1849*		4	0		1
8:45	4	175		179	211	3		214					9		9	18	411	1813		4	0		1
9:00	4	145		149	151	15		166					9		6	15	330	1678		2	0		0
9:15	2	176		178	137	6		143					15		6	21	342	1534		3	0		0
n/a																							
n/a																							
n/a																							
n/a																							
n/a																							
n/a																							
n/a																							
n/a																							
n/a																							
n/a																							
n/a																							
n/a																							
Total	24	1545		1569	1459	57		1516					143		57	200	3285			50	0		8

n/a																							
n/a																							
n/a																							
n/a																							
n/a																							
n/a																							
n/a																							
n/a																							
n/a																							
n/a																							
n/a																							
n/a																							
n/a																							
n/a																							
n/a																							
n/a																							
Total																							

15:30	11	204		215	227	20		247					9		5	14	476		+	4	0		0
15:45	12	176		188	243	17		260					13		8	21	469		*	7	0		1
16:00	5	179		184	222	14		236					14		7	21	441		*	4	0		0
16:15	5	206		211	221	14		235					10		5	15	461	1847*		5	0		2
16:30	8	209		217	218	16		234					14		3	17	468	1839		3	0		0
16:45	5	176		181	216	14		230					5		8	13	424	1794		8	0		1
17:00	14	196		210	211	12		223					8		2	10	443	1796		6	0		0
17:15	9	174		183	183	13		196					9		3	12	391	1726		3	0		1
17:30	4	151		155	178	12		190					12		5	17	362	1620		2	0		0
17:45	5	168		173	153	16		169					11		6	17	359	1555		2	0		0
18:00	5	114		119	169	9		178					7		6	13	310	1422		1	0		0
18:15	3	121		124	138	13		151					7		8	15	290	1321		2	0		3
n/a																							
n/a																							
n/a																							
n/a																							
n/a																							
n/a																							
n/a																							
n/a																							
n/a																							
Total	86	2074		2160	2379	170		2549					119		66	185	4894			47	0		8

AM Peak Period
Vehicles and Peds

Quadra Street @ Beckwith Avenue
Thursday, March 5, 2020

Time Period Begins	Quadra St				Quadra St				WEST Approach				Beckwith Ave				Total Volume		Ped Vol	Crosswalks				Conflict	
	NORTH Approach				SOUTH Approach				Left	Thru	Right	Total	Left	Thru	Right	Total	15-min	Hour		N	S	W	E	15 min	Hr
	Left	Thru	Right	Total	Left	Thru	Right	Total																	
7:30	2	155		157		162	6	168					23		5	28	353			2	0		1	193	
7:45	2	199		201		206	8	214					21		11	32	447	*		21	0		4	237	
8:00	1	255		256		168	4	172					25		12	37	465	*		6	0		0	280	
8:15	5	237		242		206	7	213					26		5	31	486	1751	+	8	0		1	263	973
8:30	4	203		207		218	8	226					15		3	18	451	1849	*	4	0		1	245	1025
8:45	4	175		179		211	3	214					9		9	18	411	1813		4	0		1	227	1015
9:00	4	145		149		151	15	166					9		6	15	330	1678		2	0		0	179	914
9:15	2	176		178		137	6	143					15		6	21	342	1534		3	0		0	191	842
n/a																									
n/a																									
n/a																									
n/a																									
n/a																									
n/a																									
n/a																									
n/a																									
n/a																									
n/a																									
n/a																									
n/a																									
n/a																									
n/a																									
n/a																									
n/a																									

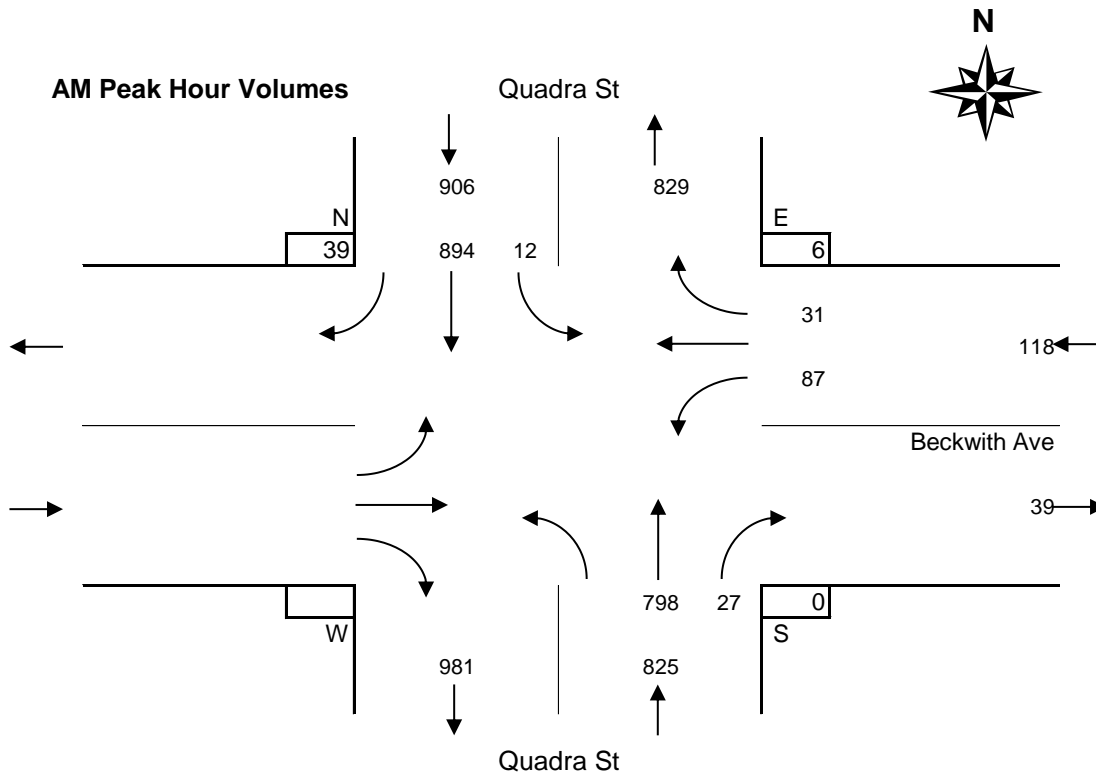
Total	24	1545		1569		1459	57	1516					143		57	200	3285			50	0		8		1688
Avg Hr	12	773		785		730	29	758					72		29	100	1643			25	0		4		

Peak hour of the intersection

Pk Hr	12	894		906		798	27	825					87		31	118	1849	*		39	0		6		981
15x4	20	1020		1024		872	32	904					104		48	148	1944	+		84	0		16		1124
PHF	0.60	0.88		0.88		0.92	0.84	0.91					0.84		0.65	0.80	0.95			0.46	n/a		0.38		0.87

Peak hour of conflicting volumes for the intersection

Pk Hr	12	894		906		798	27	825					87		31	118	1849	*		39	0		6		981
15x4	20	1020		1024		872	32	904					104		48	148	1944	+		84	0		16		1124
PHF	0.60	0.88		0.88		0.92	0.84	0.91					0.84		0.65	0.80	0.95			0.46	n/a		0.38		0.87



Time Period Begins	Quadra St				Quadra St				WEST Approach				Beckwith Ave				Total Volume		MOD	Crosswalks				Conflict	
	NORTH Approach				SOUTH Approach				Left	Thru	Right	Total	Left	Thru	Right	Total	15-min	Hour		N	S	W	E	15 min	Hr
	Left	Thru	Right	Total	Left	Thru	Right	Total																	
n/a																									
n/a																									
n/a																									
n/a																									
n/a																									
n/a																									
n/a																									
n/a																									
n/a																									
n/a																									
n/a																									
n/a																									
n/a																									
n/a																									
n/a																									
n/a																									
n/a																									

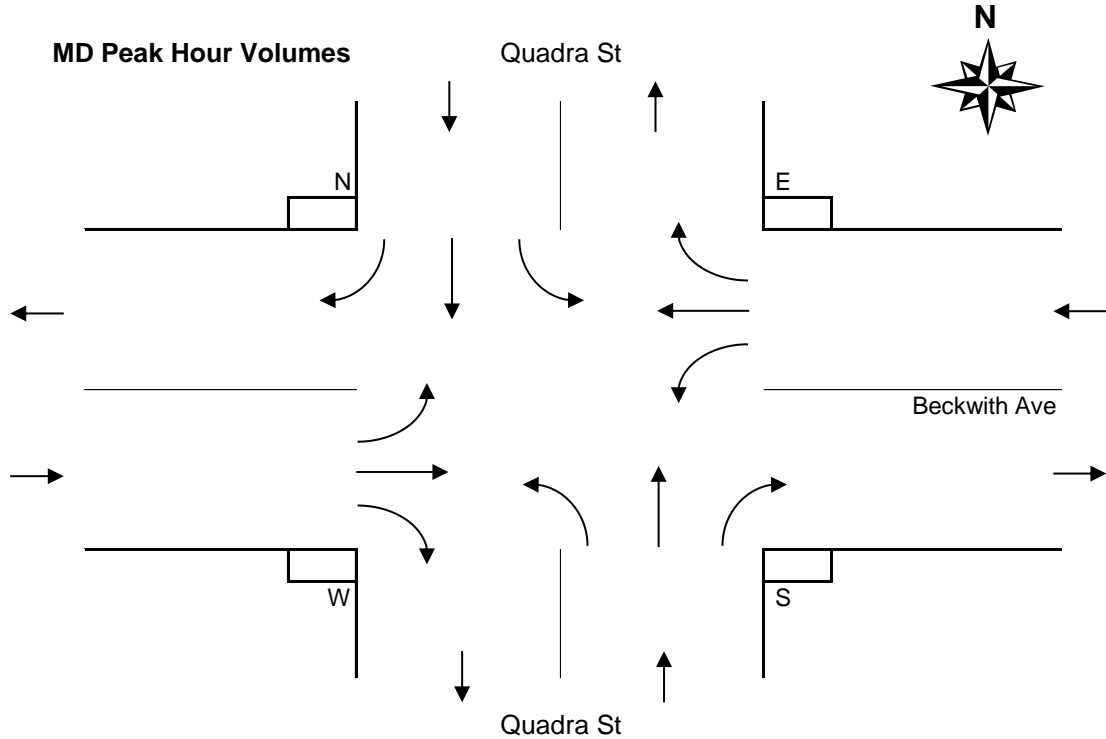
Total																										
Avg Hr																										

Peak hour of the intersection

Pk Hr																										
15x4																										
PHF																										

Peak hour of conflicting volumes for the intersection

Pk Hr																										
15x4																										
PHF																										



Time Period Begins	Quadra St				Quadra St				WEST Approach				Beckwith Ave				Total Volume		Ped Vol	Crosswalks				Conflict	
	NORTH Approach				SOUTH Approach				Left	Thru	Right	Total	Left	Thru	Right	Total	15-min	Hour		N	S	W	E	15 min	Hr
	Left	Thru	Right	Total	Left	Thru	Right	Total																	
15:30	11	204		215		227	20	247					9		5	14	476		+	4	0		0	267	
15:45	12	176		188		243	17	260					13		8	21	469		*	7	0		1	285	
16:00	5	179		184		222	14	236					14		7	21	441		*	4	0		0	255	
16:15	5	206		211		221	14	235					10		5	15	461	1847	*	5	0		2	250	1057
16:30	8	209		217		218	16	234					14		3	17	468	1839		3	0		0	256	1046
16:45	5	176		181		216	14	230					5		8	13	424	1794		8	0		1	243	1004
17:00	14	196		210		211	12	223					8		2	10	443	1796		6	0		0	245	994
17:15	9	174		183		183	13	196					9		3	12	391	1726		3	0		1	214	958
17:30	4	151		155		178	12	190					12		5	17	362	1620		2	0		0	206	908
17:45	5	168		173		153	16	169					11		6	17	359	1555		2	0		0	185	850
18:00	5	114		119		169	9	178					7		6	13	310	1422		1	0		0	190	795
18:15	3	121		124		138	13	151					7		8	15	290	1321		2	0		3	162	743
n/a																									
n/a																									
n/a																									
n/a																									
n/a																									
n/a																									
n/a																									
n/a																									
n/a																									
n/a																									
n/a																									
n/a																									
n/a																									

Total	86	2074		2160		2379	170	2549					119		66	185	4894									47	0		8	2754
Avg Hr	29	691		720		793	57	850					40		22	62	1631									16	0		3	

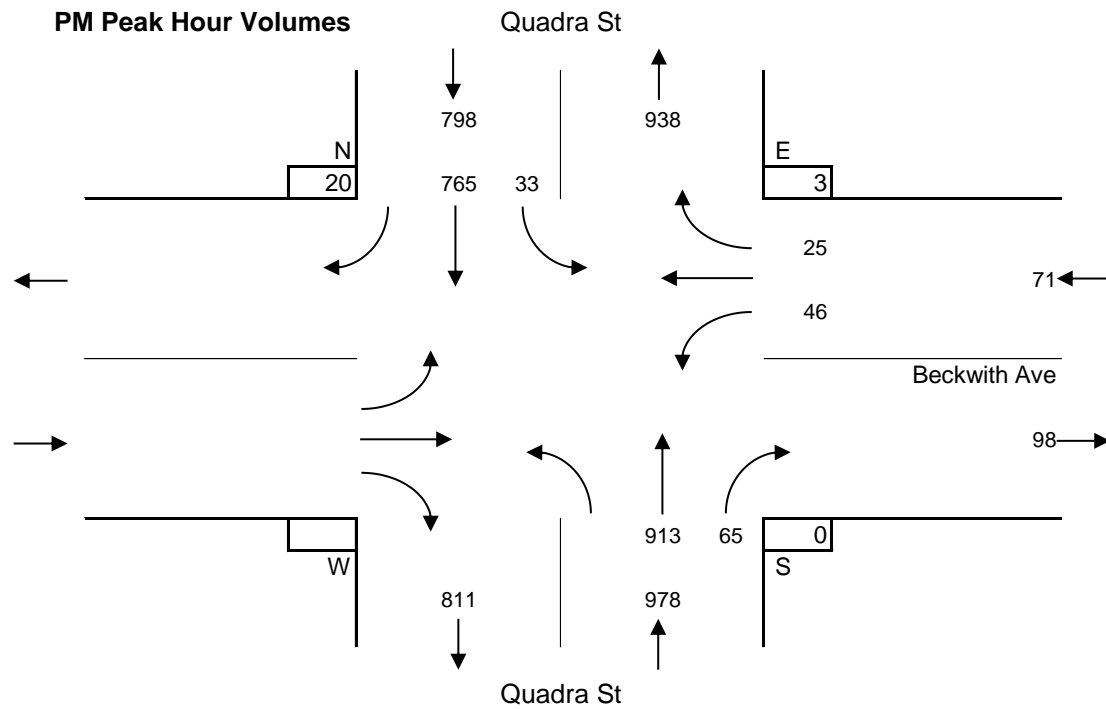
Peak hour of the intersection

Pk Hr	33	765		798		913	65	978					46		25	71	1847	*								20	0		3	1057
15x4	48	824		860		972	80	1040					56		32	84	1904	+								28	0		8	1156
PHF	0.69	0.93		0.93		0.94	0.81	0.94					0.82		0.78	0.85	0.97									0.71	n/a		0.38	0.91

Peak hour of conflicting volumes for the intersection

Pk Hr	33	765		798		913	65	978					46		25	71	1847	*								20	0		3	1057
15x4	48	824		860		972	80	1040					56		32	84	1904	+								28	0		8	1156
PHF	0.69	0.93		0.93		0.94	0.81	0.94					0.82		0.78	0.85	0.97									0.71	n/a		0.38	0.91

** Calculated peak hour occurs during the first or last hour of shift and therefore may be invalid. ** N



Entire Survey Period

5 Hours

	Quadra St				Quadra St				WEST Approach				Beckwith Ave				Total Volume	Crosswalks			
	NORTH Approach				SOUTH Approach								EAST Approach					N S W E			
	Left	Thru	Right	Total	Left	Thru	Right	Total	Left	Thru	Right	Total	Left	Thru	Right	Total		N	S	W	E
Total	110	3619		3729		3838	227	4065					262		123	385	8179	97	0		16
Avg Hr	22	724		746		768	45	813					52		25	77	1636	19	0		3

AM Peak Period

2 Hours

	Quadra St				Quadra St				WEST Approach				Beckwith Ave				Total Volume	Crosswalks			
	NORTH Approach				SOUTH Approach								EAST Approach					N S W E			
	Left	Thru	Right	Total	Left	Thru	Right	Total	Left	Thru	Right	Total	Left	Thru	Right	Total		N	S	W	E
Totals	24	1545		1569		1459	57	1516					143		57	200	3285	50	0		8
Avg Hr	12	773		785		730	29	758					72		29	100	1643	25	0		4

MD Peak Period

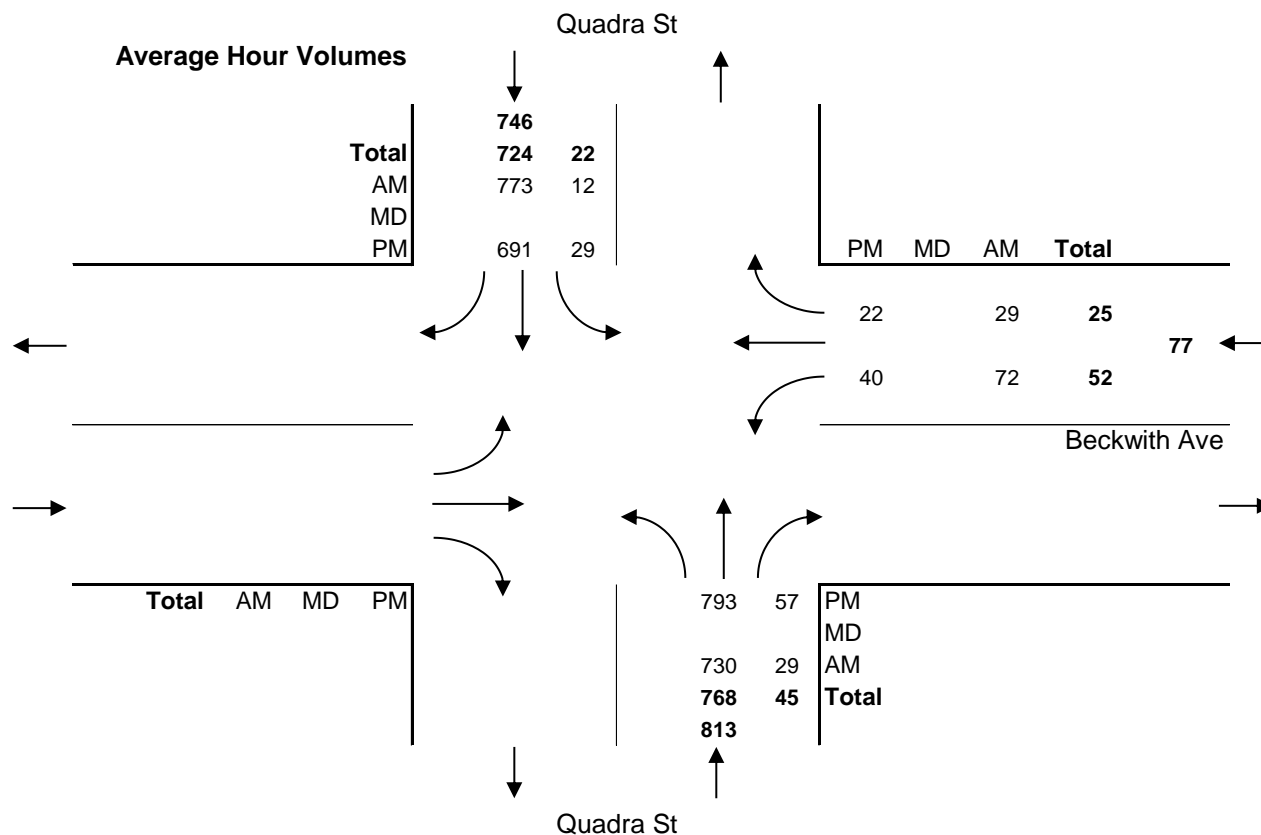
Hours

	Quadra St				Quadra St				WEST Approach				Beckwith Ave				Total Volume	Crosswalks			
	NORTH Approach				SOUTH Approach								EAST Approach					N S W E			
	Left	Thru	Right	Total	Left	Thru	Right	Total	Left	Thru	Right	Total	Left	Thru	Right	Total		N	S	W	E
Totals																					
Total																					
Avg Hr																					

PM Peak Period

3 Hours

	Quadra St				Quadra St				WEST Approach				Beckwith Ave				Total Volume	Crosswalks			
	NORTH Approach				SOUTH Approach								EAST Approach					N S W E			
	Left	Thru	Right	Total	Left	Thru	Right	Total	Left	Thru	Right	Total	Left	Thru	Right	Total		N	S	W	E
Totals	86	2074		2160		2379	170	2549					119		66	185	4894	47	0		8
Avg Hr	29	691		720		793	57	850					40		22	62	1631	16	0		3



Major Route: Quadra Street
Minor Route: Beckwith Avenue
Municipality: Saanich
Filename: Quadra St @ Beckwith Ave-Mar 5, 2020.xlsx
Location #: TIN000890
Count ID: 202015
Date: March 5, 2020
Day-of-week: Thursday

East/West Route: Beckwith Avenue
Intersection Type: 4-leg
Signalized?: Yes
Weather: Rain and wet

Vehicle Classifications: Vehicles and Peds
 Bikes

This data is for Bikes

Shift	Start	End	Duration
AM	7:30	9:30	2.00
MD			
PM	15:30	18:30	3.00
Total	7:30	18:30	5.00

Notes: 24-hour clock used for reporting (15-minute increments)
 North Approach - southbound vehicles approaching intersection from the north
 15x4 - 15 min volume (from maximum 15 minute period of movement/approach in peak hour period [*]) x 4
 Pedestrians - N indicates pedestrians crossing north approach (east/west)

Comments:

Survey Data
Bikes

Quadra Street @ Beckwith Avenue
Thursday, March 5, 2020

Time Period Begins	Quadra St NORTH Approach				Quadra St SOUTH Approach				WEST Approach				Beckwith Ave EAST Approach				Total Volume		Pedestrians	N	S	W	E	
	Left	Thru	Right	Total	Left	Thru	Right	Total	Left	Thru	Right	Total	Left	Thru	Right	Total	15-min	Hour						
	7:30	1	1	0	2	0	0	0	0	0	0	0	0	0	0	0	1	1						3
7:45	0	0	0	0	0	1	0	1	0	0	0	0	0	0	0	0	0	1		*	0	0	0	0
8:00	1	0	0	1	0	1	0	1	0	0	0	0	0	0	0	0	0	2		*	0	0	0	0
8:15	0	3	0	3	0	2	0	2	0	0	0	0	0	0	0	1	1	6	12	+	0	0	0	0
8:30	0	1	0	1	0	0	0	0	0	0	0	0	0	0	0	0	0	1	10		0	0	0	0
8:45	0	0	0	0	0	1	0	1	0	0	0	0	0	0	0	0	0	1	10		0	0	0	0
9:00	0	0	0	0	0	1	0	1	0	0	0	0	0	0	0	0	0	1	9		0	0	0	0
9:15	0	0	0	0	0	0	0	0	0	0	0	0	0	0	0	0	0	0	3		0	0	0	0
n/a																								
n/a																								
n/a																								
n/a																								
n/a																								
n/a																								
n/a																								
n/a																								
n/a																								
n/a																								
n/a																								
n/a																								
n/a																								
Total	2	5	0	7	0	6	0	6	0	0	0	0	0	0	0	2	2	15			0	0	0	0

n/a																								
n/a																								
n/a																								
n/a																								
n/a																								
n/a																								
n/a																								
n/a																								
n/a																								
n/a																								
n/a																								
n/a																								
n/a																								
n/a																								
n/a																								
Total																								

15:30	0	0	0	0	0	0	0	0	0	0	0	0	0	0	0	0	0	0			0	0	0	0
15:45	0	0	0	0	0	1	0	1	0	0	0	0	0	0	0	0	0	1		*	0	0	0	0
16:00	0	0	0	0	0	1	0	1	0	0	0	0	0	0	0	0	0	1		*	0	0	0	0
16:15	0	0	0	0	0	2	0	2	0	0	0	0	0	0	0	0	0	2	4	*	0	0	0	0
16:30	0	1	0	1	0	2	0	2	0	0	0	0	0	0	0	0	0	3	7	+	0	0	0	0
16:45	0	0	0	0	0	0	1	1	0	0	0	0	0	0	0	0	0	1	7		0	0	0	0
17:00	0	1	0	1	0	0	0	0	0	0	0	0	0	0	0	0	0	1	7		0	0	0	0
17:15	0	2	0	2	0	0	0	0	0	0	0	0	0	0	0	0	0	2	7		0	0	0	0
17:30	0	1	0	1	0	0	0	0	0	0	0	0	0	0	0	0	0	1	5		0	0	0	0
17:45	1	0	0	1	0	0	0	0	0	0	0	0	0	0	0	0	0	1	5		0	0	0	0
18:00	0	0	0	0	0	0	0	0	0	0	0	0	0	0	0	0	0	0	4		0	0	0	0
18:15	0	1	0	1	0	1	0	1	0	0	0	0	0	0	0	0	0	2	4		0	0	0	0
n/a																								
n/a																								
n/a																								
n/a																								
n/a																								
n/a																								
n/a																								
n/a																								
n/a																								
Total	1	6	0	7	0	7	1	8	0	0	0	0	0	0	0	0	0	15			0	0	0	0

Table with columns: Time Period Begins, Quadra St (NORTH Approach: Left, Thru, Right, Total; SOUTH Approach: Left, Thru, Right, Total; WEST Approach: Left, Thru, Right, Total), Beckwith Ave (EAST Approach: Left, Thru, Right, Total), Total Volume (15-min, Hour), and Conflict (15 min, Hr). Rows show data from 7:30 to 9:15 and several n/a rows.

Summary row for Total and Avg Hr. Total: 2, 5, 0, 7, 0, 6, 0, 6, 0, 0, 0, 0, 0, 0, 0, 2, 2, 15, 0, 0, 0, 0, 0, 10. Avg Hr: 1, 3, 0, 4, 0, 3, 0, 3, 0, 0, 0, 0, 0, 0, 1, 1, 8, 0, 0, 0, 0, 0, 10.

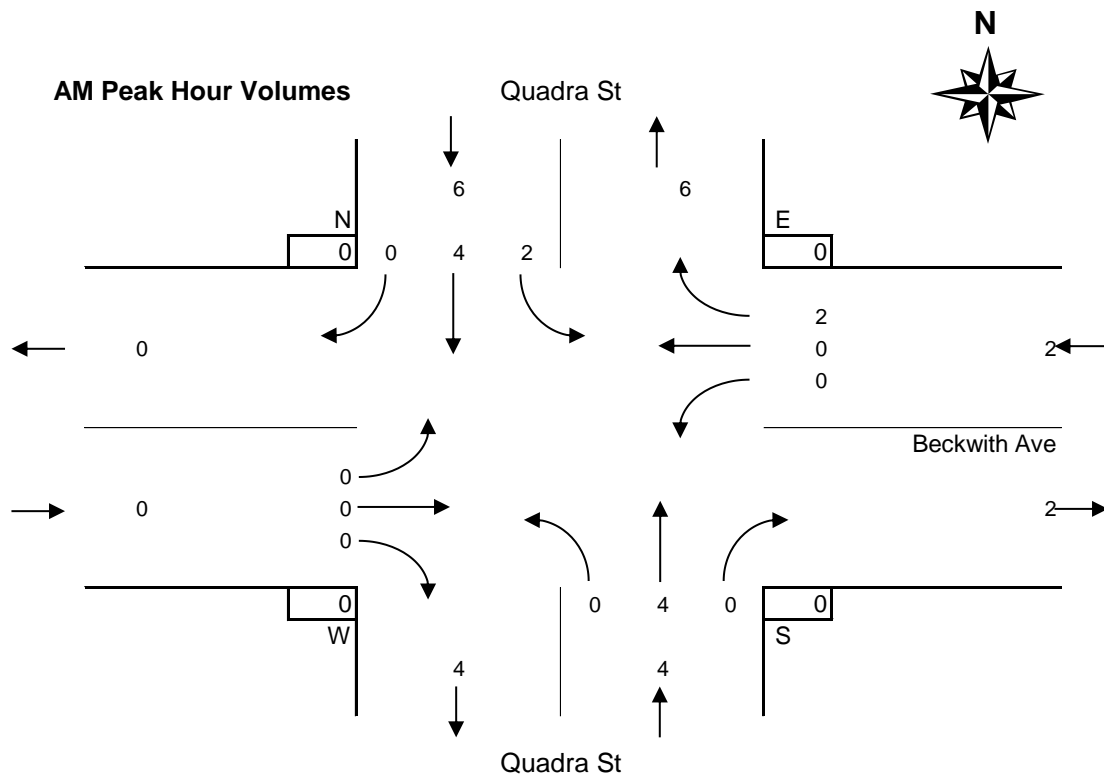
Peak hour of the intersection

Table with columns: Pk Hr, Quadra St (Left, Thru, Right, Total), Beckwith Ave (Left, Thru, Right, Total), Total Volume, and Conflict. Rows show Peak Hour (2, 4, 0, 6, 0, 4, 0, 4, 0, 0, 0, 0, 0, 0, 0, 2, 2, 12), 15x4 (4, 12, 0, 12, 0, 8, 0, 8, 0, 0, 0, 0, 0, 0, 4, 4, 24), and PHF (0.50, 0.33, n/a, 0.50, n/a, 0.50, n/a, 0.50, n/a, n/a, n/a, n/a, n/a, n/a, n/a, 0.50, 0.50, 0.50, n/a, n/a, n/a, n/a, 0.50).

Peak hour of conflicting volumes for the intersection

Table with columns: Pk Hr, Quadra St (Left, Thru, Right, Total), Beckwith Ave (Left, Thru, Right, Total), Total Volume, and Conflict. Rows show Peak Hour (2, 4, 0, 6, 0, 4, 0, 4, 0, 0, 0, 0, 0, 0, 0, 2, 2, 12), 15x4 (4, 12, 0, 12, 0, 8, 0, 8, 0, 0, 0, 0, 0, 0, 4, 4, 24), and PHF (0.50, 0.33, n/a, 0.50, n/a, 0.50, n/a, 0.50, n/a, n/a, n/a, n/a, n/a, n/a, n/a, 0.50, 0.50, 0.50, n/a, n/a, n/a, n/a, 0.50).

** Calculated peak hour occurs during the first or last hour of shift and therefore may be invalid. **



Time Period Begins	Quadra St				Quadra St				WEST Approach				Beckwith Ave				Total Volume		No. of Ped	Conflict					
	NORTH Approach				SOUTH Approach				Left	Thru	Right	Total	Left	Thru	Right	Total	15-min	Hour		N	S	W	E	15 min	Hr
n/a																									
n/a																									
n/a																									
n/a																									
n/a																									
n/a																									
n/a																									
n/a																									
n/a																									
n/a																									
n/a																									
n/a																									
n/a																									
n/a																									

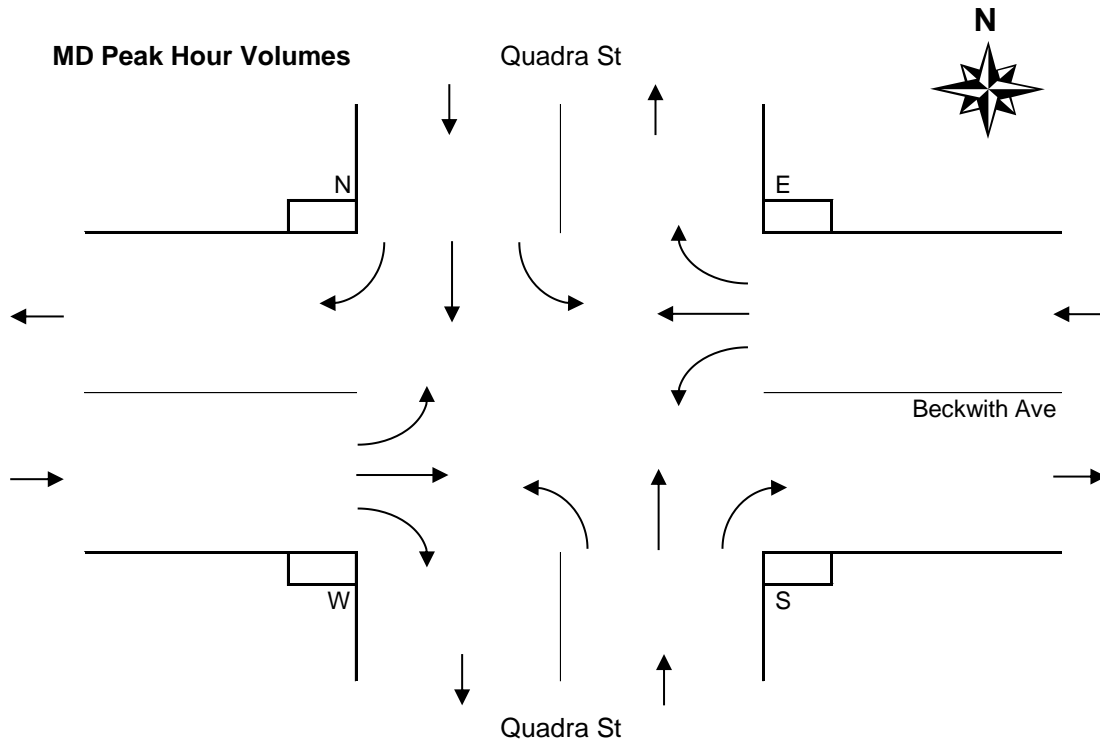
Total																										
Avg Hr																										

Peak hour of the intersection

Pk Hr																										
15x4																										
PHF																										

Peak hour of conflicting volumes for the intersection

Pk Hr																										
15x4																										
PHF																										



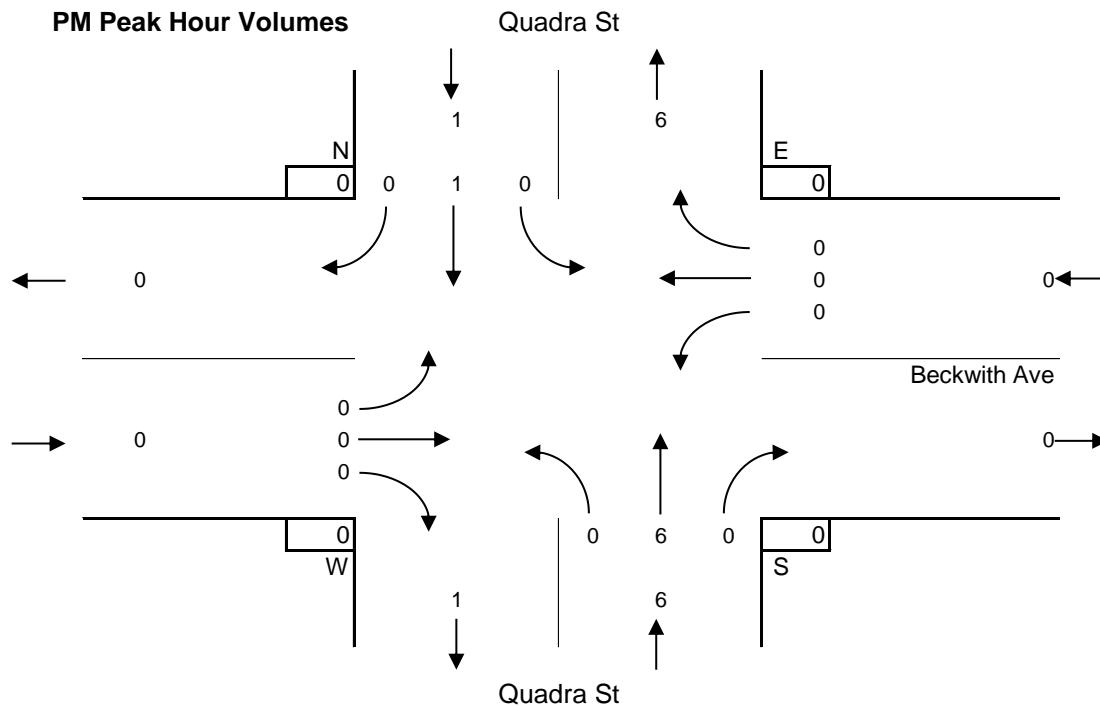
Time Period Begins	Quadra St NORTH Approach				Quadra St SOUTH Approach				WEST Approach				Beckwith Ave EAST Approach				Total Volume		Pedestrians	Conflict					
	Left	Thru	Right	Total	Left	Thru	Right	Total	Left	Thru	Right	Total	Left	Thru	Right	Total	15-min	Hour		N	S	W	E	15 min	Hr
	15:30	0	0	0	0	0	0	0	0	0	0	0	0	0	0	0	0	0		0	0	0	0	0	0
15:45	0	0	0	0	0	1	0	1	0	0	0	0	0	0	0	0	0	1	*	0	0	0	0	1	
16:00	0	0	0	0	0	1	0	1	0	0	0	0	0	0	0	0	1	*	0	0	0	0	1	1	
16:15	0	0	0	0	0	2	0	2	0	0	0	0	0	0	0	0	2	4*	0	0	0	0	2	4	
16:30	0	1	0	1	0	2	0	2	0	0	0	0	0	0	0	0	3	7+	0	0	0	0	2	6	
16:45	0	0	0	0	0	0	1	1	0	0	0	0	0	0	0	0	1	7	0	0	0	0	1	6	
17:00	0	1	0	1	0	0	0	0	0	0	0	0	0	0	0	0	1	7	0	0	0	0	1	6	
17:15	0	2	0	2	0	0	0	0	0	0	0	0	0	0	0	0	2	7	0	0	0	0	2	6	
17:30	0	1	0	1	0	0	0	0	0	0	0	0	0	0	0	0	1	5	0	0	0	0	1	5	
17:45	1	0	0	1	0	0	0	0	0	0	0	0	0	0	0	0	1	5	0	0	0	0	1	5	
18:00	0	0	0	0	0	0	0	0	0	0	0	0	0	0	0	0	0	4	0	0	0	0	0	4	
18:15	0	1	0	1	0	1	0	1	0	0	0	0	0	0	0	0	2	4	0	0	0	0	1	3	
n/a																									
n/a																									
n/a																									
n/a																									
n/a																									
n/a																									
n/a																									
n/a																									
n/a																									
n/a																									
n/a																									
n/a																									
Total	1	6	0	7	0	7	1	8	0	0	0	0	0	0	0	0	15		0	0	0	0		9	
Avg Hr	0	2	0	2	0	2	0	3	0	0	0	0	0	0	0	0	5		0	0	0	0			

Peak hour of the intersection

Pk Hr	0	1	0	1	0	6	0	6	0	0	0	0	0	0	0	0	7*		0	0	0	0		6
15x4	0	4	0	4	0	8	0	8	0	0	0	0	0	0	0	0	12+		0	0	0	0		8
PHF	n/a	0.25	n/a	0.25	n/a	0.75	n/a	0.75	n/a	n/a	n/a	n/a	n/a	n/a	n/a	n/a	0.58		n/a	n/a	n/a	n/a		0.75

Peak hour of conflicting volumes for the intersection

Pk Hr	0	1	0	1	0	6	0	6	0	0	0	0	0	0	0	0	7*		0	0	0	0		6
15x4	0	4	0	4	0	8	0	8	0	0	0	0	0	0	0	0	12+		0	0	0	0		8
PHF	n/a	0.25	n/a	0.25	n/a	0.75	n/a	0.75	n/a	n/a	n/a	n/a	n/a	n/a	n/a	n/a	0.58		n/a	n/a	n/a	n/a		0.75



Entire Survey Period

5 Hours

	Quadra St				Quadra St				WEST Approach				Beckwith Ave				Total Volume				
	NORTH Approach				SOUTH Approach								EAST Approach					N S W E			
	Left	Thru	Right	Total	Left	Thru	Right	Total	Left	Thru	Right	Total	Left	Thru	Right	Total					
Total	3	11	0	14	0	13	1	14	0	0	0	0	0	0	2	2	30	0	0	0	0
Avg Hr	1	2	0	3	0	3	0	3	0	0	0	0	0	0	0	0	6	0	0	0	0

AM Peak Period

2 Hours

	Quadra St				Quadra St				WEST Approach				Beckwith Ave				Total Volume				
	NORTH Approach				SOUTH Approach								EAST Approach					N S W E			
	Left	Thru	Right	Total	Left	Thru	Right	Total	Left	Thru	Right	Total	Left	Thru	Right	Total					
Totals	2	5	0	7	0	6	0	6	0	0	0	0	0	0	2	2	15	0	0	0	0
Avg Hr	1	3	0	4	0	3	0	3	0	0	0	0	0	0	1	1	8	0	0	0	0

MD Peak Period

Hours

	Quadra St				Quadra St				WEST Approach				Beckwith Ave				Total Volume				
	NORTH Approach				SOUTH Approach								EAST Approach					N S W E			
	Left	Thru	Right	Total	Left	Thru	Right	Total	Left	Thru	Right	Total	Left	Thru	Right	Total					
Total																					
Avg Hr																					

PM Peak Period

3 Hours

	Quadra St				Quadra St				WEST Approach				Beckwith Ave				Total Volume				
	NORTH Approach				SOUTH Approach								EAST Approach					N S W E			
	Left	Thru	Right	Total	Left	Thru	Right	Total	Left	Thru	Right	Total	Left	Thru	Right	Total					
Totals	1	6	0	7	0	7	1	8	0	0	0	0	0	0	0	0	15	0	0	0	0
Avg Hr	0	2	0	2	0	2	0	3	0	0	0	0	0	0	0	0	5	0	0	0	0

